

id HAIR

HP

HAIR PAINT



ORGANIC
CARE COMPLEX

THE LAW OF COLOURS

The law of colours are constants that never change.

Mastering these laws will provide you with the artistic freedom to create unique hair colours for every client.

PRIMARY COLOURS



YELLOW - RED - BLUE

Primary are either warm or cool tones. Blue is cool and red and yellow are warm.

When two primary colors are mixed, a secondary color is created.

SECONDARY COLOURS



ORANGE - GREEN - VIOLET

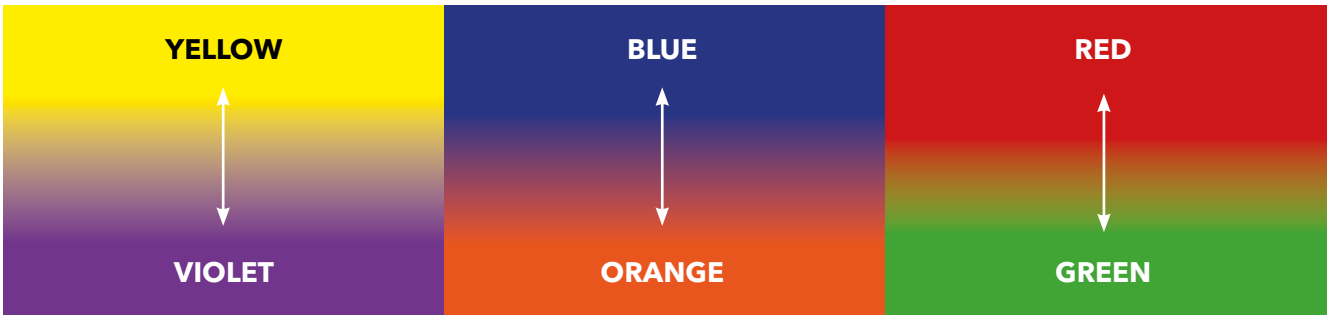
Two primaries mixed together in equal proportion create a secondary color.

TERTIARY COLOURS

EXAMPLE: BLUE-VIOLET

Made by mixing primary colours with their secondary neighbour colour.

COMPLEMENTARY COLOURS



The result of mixing opposite colours is neutral (brown).

- Violet neutralises yellow.
- Blue neutralises orange.
- Red neutralises green.

REMAINING PIGMENTS AND DEPOSITING

NATURAL HAIR

The colour depth is determined by the quantity of melanin found within the hair.

More melanin creates darker hair, fewer pigments create lighter hair.

When going lighter in colour, undertones will be apparent. These are important to identify when analysing hair colour during the consultation, as the primary undertones will influence the final result.

Use the guide below to determine the undertones on the level that you are going to.

If you lift more than 2 levels, you also need to consider the undertones you are going through.

EXAMPLE 1

Natural level 8

Desired level 9

Level 9 is yellow

Your formula needs to contain violet if you want to neutralise.

EXAMPLE 2

Natural level 6

Desired level 9

Level 9 is yellow

More than two levels of lift.

You are going through orange zone.

Your formula needs to contain violet and blue to neutralise.

EXAMPLE 3

Natural level 9

Desired level 5

Contains red

Look at page 4.

RP GUIDE

LIFTING	LEVELS & COMPLIMENTARY COLOURS			DEPOSITING
Pale Yellow	Violet	10	Violet	Pale Yellow
Yellow	Violet	9	Violet	Yellow
Orange Yellow	Blue Violet	8	Violet Blue	Yellow Orange
Orange	Blue	7	Blue	Orange
Red Orange	Green Blue	6	Blue Green	Orange Red
Red	Green	5	Green	Red
Violet Red	Yellow Green	4		
Violet	Yellow	3		
Blue Violet	Orange Yellow	2		
Blue	Orange	1		

PRE-PIGMENTATION OR FILLING

Pre-pigmentation (filling) is a way of replacing the pigments that the hair is lacking. Chemical services and the environment can delete the pigment balance and it is essential to perform a pre-pigmentation on overly porous hair. For more info you may look at page 3.

PRE-PIGMENTAION IS USED WHEN:

- Colouring more than two levels darker
- Extreme colour loss

PRE-PIGMENTATION WITH INK COLOURS

Ideal for warmer results and when high filling of the hair is required.

- Use the pre colour chart at page 3 to determine the correct shade.
- Mix 1:2 with water.
- Apply on towel dried hair.
- Develop for 10-20 minutes.
- Shampoo and towel dry.
- Apply chosen shade.

TARGET LEVEL	WARM
8	Yellow
7	Yellow
6	Orange
5	Orange
4 and below	Red

PRE-PIGMENTATION WITH HAIR PAINT

Ideal for partial only (highlights, panels and areas).

- Use the pre colour chart at page 3 to determine the correct shade.
- Mix 10g pre colour shade with 10g warm water.
- Apply to selected areas.
- Develop for 10 minutes.
- Apply the final colour directly on top with no need to rinse before application.

TARGET LEVEL	WARM	COOL
	Hair Paint	Hair Paint
8-9	9/03	9/03
7	8/34	8/03
6	7/34	7/03
5	6/4	6/3
4	5/6	6/3



PRE-PIGMENTATION WITH COLOUR BOMB

Ideal for highly sensitised hair.

- Use the pre colour chart at page 3 to determine the correct shade.
- Apply on towel dried hair.
- Develop for 10 minutes.
- Rinse (no shampoo) and dry.
- Apply the final colour.
- PH 4-5.

HIGH POROSITY	
More than 3 levels down/warm final result	
Level 8-10	Mix of Light Honey and Spicy Curry
Level 5-7	Spicy Curry
Level 1-4	Fire Red

LOW - MEDIUM POROSITY	
Neutral to cold final result	
Level 9-10	Soft Vanilla
Level 7-8	Caffé Latte
Level 6-7	Sweet Toffee
Level 4-6	Hot Chocolate
Level 1-4	Dark Brown



PRE-PIGMENTATION WITH GLOSS

Ideal for highly sensitised hair,

- Use the pre colour chart at page 3 to determine the correct shade.
- Apply on towel dried hair.
- Develop for 10 minutes.
- Wash the hair with Colour Lock shampoo..
- Apply the final colour.
- PH 7-8.

HIGH POROSITY	
More than 3 levels down/warm final result	
Level 8-10	Blush 9BG - 9/73
Level 5-7	Apricot - 9CG - 9/43 + Copper - 7CC - 7/44
Level 1-4	Red - 6RR - 6/66

LOW - MEDIUM POROSITY	
Neutral to cold final result	
Level 9-10	Soft Grey - 9NAG - 9/13
Level 7-8	Roasted Barley - 9NAC - 9/14
Level 6-7	Apricot - 9CG - 9/43
Level 4-6	Rose - 9RG - 9/63
Level 1-4	Red - 6RR - 6/66 + Medium Brown - 5N -5/0



INK COLOURS

With the 6 different Ink colours you can create almost any colour you want. Ink is a multi functional/permanent/demi, strong and long lasting hair colour. Be creative and intensify or adjust any Hair Paint or Hair Paint Free colour with Ink. Revive faded colour or remove unwanted tones.

COLOUR TONES

- RED/6** punk red, enrich any colour.
- ORANGE/7** for correcting tone when removing colour and bright fashion colours.
- YELLOW/8** yellow-gold for warmth and correct flat cooler tones.
- GREEN/4** flat green undertone, ideal for toning down warm colours, and fashion highlights.
- BLUE/3** deep blue colour that enhances darker shades and fashion highlights.
- VIOLET/5** cool violet, neutralises yellow tones and creates pearly cool fashion highlights.

STRONG HIGH FASHION COLOUR

For best results, pre lighten the hair to the desired levels below.

- Blue and Violet**, lighten to level 10-11.
- Yellow and Green**, lighten to level 8-9
- Red and Orange**, lighten to level 5-7.
- Mix Ink colours** 1:1 with 3% Booster and process for 20-30 minutes.

Example:

To create a lighter blue

Mix BLUE Ink with a high level colour

30g 10/0

2-10g BLUE Ink.

LONG LASTING COLOURED HIGHLIGHTS

1. Apply your chosen Ink shade without any oxidant.
2. Leave on and dry the hair.
3. Then apply Ink colour mix 1:1 with 3% Booster and process for 20-30 minutes.
4. Rinse with cold water and use colour shampoo.

PRE-PIGMENTATION

1. Mix red orange or yellow with low oxidant or water 1:2.
2. Apply your chosen formula and process for 10-20 minutes.
3. Rinse and shampoo.
4. Continue with any colour.

INTENSIFY OR ADJUST ANY PERMANENT COLOUR

1. Mix 1-20g of Ink into 30g of colour mixture.
2. Take into consideration - that the lighter the tone level of colour mix you have the more visual the Ink is.



THE USE OF MIX TONERS AND INK COLOURS

ENHANCING PIGMENTS

- Mix Toners is made to intensify and have no level control. Large amounts of Mix Toners will create a more translucent result.
- When a high intense result is required, use up to 1/3 Mix Toners.
- If you want to intensify without going too translucent follow the schedule of Mix Toners.

MIX TONER GUIDE

LEVEL	MIX TONE
10	0.5g
9	1g
8	2g
7	3g
6	4g
5	5g
4	6g
3	7g
2	8g
1	9g

(30g mix)

NEUTRALISE UNWANTED WARM TONES

Apply your Ink colour without any oxidant then rinse with hot water and emulsify. When neutralising is done, rinse, shampoo and proceed with your final choice of permanent colour.

- Green neutralises red**
- Blue neutralises orange**
- Violet neutralises yellow**

Ink colours are the playground for all creative hairdressers and there is no limits of what you can create and do with this tool we created for you.



Types of Colour

Semi-colour

1 part colour
2 parts 1,5% Booster
5-20 minutes in damp hair

- Light pigmentation
- Light correction
- Colour refresh
- No lifting
- Light change in hair colour level
- No change in reflex.

Lifting Colours

1 part colour
2 parts 3% - 6% - 9% - 12% Booster
45-60 minutes on dry hair

- 5-6 levels of lifting
- Works by lightening the natural melanin in the hair
- All types of lightening effects
- Light correction
- Small change in reflex.

Demi-colour

1 part colour
2 parts 1,5% - 3% Booster
5-20 minutes in damp hair

- Toning of grey hair
- Pigmentation
- Correction
- Half a level of lift in dry hair
- Light change in hair colour level
- Small change in reflex.

Permanent Colour

1 part colour
1 part 3% - 6% - 9% - 12% Booster
35 minutes on dry hair

- Grey hair coverage
- 4 levels of lifting
- Change in reflex
- Correction
- Pigmentation
- Full development of colour
- Full colouring / darker reflexes.

Booster

- Stabilised formula that mixes quickly and easily.
- Contains Acrylate, which cares for the hair.
- Used with Hair Paint and all lightening products from IdHAIR.

%	USAGE
1.5% Vol. 5	No lift deposit only - Change of tone - Tone on tone - Going darker - colour correction and low-lights - Tone or enhancing of an existing colour
3% Vol. 10	One level of lift - Grey coverage - Change of tone - Level on level - Going darker
6% Vol. 20	Two levels of lift - Permanent colour - Expands the reflect - Expand the tonality
9% Vol. 30	Three levels of lift - Resistent grey coverage - Intensify reflect
12% Vol. 40	Four levels of lift - Highlift colouring



Grey Coverage Guide

Grey hair contains pigments in very minimal proportions.
Light silver grey is dominated by yellow.
Dark grey is dominated by blue.

50-75% Grey

- Amount of /0 in the formula should be 50-75%.
- For more than 50% grey we suggest incorporating golden pigment /03 into your formula of /0 to help support the minimal amount of pigment in the grey hair.

75-100% Grey

- Amount of /0 in the formula should be 75-100%.
- Adjust the formula from half to one level darker than desired level.
- For maximum grey coverage, process for 35 minutes. Use with 6% Booster.

Resistant Grey

- Start the application in the most resistant grey area.
- Mix 2:1 with 9% Booster.

Follow the guide below.

Grey Hair Guide

PERCENTAGE OF GREY HAIR	DESIRED COLOUR	NATURAL COLOUR	NOTE
0 - 25%	100%	0%	It is not necessary to mix /0 in the desired colour
25 - 50%	75%	25%	
50 - 75%	50%	50%	
75 - 100%	25%	75%	
RESISTANT GREY	25%	75%	MIXING RATIO: 2 parts colour / 1 part 9% Booster (30 vol)



QUICK COLOUR REMOVING OR COLOUR CORRECTION

The easy way to remove or correct permanent or semi-permanent haircolours.

COLOUR REMOVER: DOES NOT AFFECT NATURAL HAIR

Used to remove color, unwanted reflections or to cleanse and purify the color.

In a non-metallic bowl, mix:

1 scoop Multi Tech Colour Remover
60/70 ml warm water

PROTIPS!

For a more foamy consistency, replace 15 ml of water with shampoo.

FOR LIFTING UP TO 3 LEVELS:

For a more foamy consistency, replace 15 ml of water with shampoo.

In a non-metallic bowl, mix:

1 scoop Multi Tech Colour Remover
60/70 g 3% (10 vol.) or 6% (20 vol.)

Protips!

Begin at the neck and work towards the top of the head and then the sides. The processing time depends on the desired result.

When the desired result is reached, rinse thoroughly with water and Colour Lock shampoo. Dry the hair with a towel.

Recolour if necessary with the desired shade.

WARNING

Make sure the product does not get in contact with eyes.



DEMI AND PERMANENT COLOUR SYSTEM

- Demi-permanent and permanent colour in one product
- Anti-age complex
- Highly concentrated and cost-efficient formula
- Leaves hair perfectly conditioned
- 100% grey coverage
- Easy to mix and apply
- Low ammonia content - minimises scalp irritation
- Soft shades offering excellent coverage.

BLUEBERRY

Contains various antioxidant vitamins which protect against oxidative stress.

ARGAN OIL

Rich in Vitamin E which strengthens the elasticity of the hair while providing shine.



ANTI-AGE COMPLEX

The Anti Age Complex provides a long-lasting hair colour. The small size of the colour pigments makes the penetration in the hair strand very efficient compared to ordinary hair colours. This leaves each hair strand with more pigments and therefore results in a long-lasting hair colour. Furthermore, extracts from palm trees and coconuts in the Phyto-Enhancer ensure, together with Ceramide A2, to rebuild even very damaged hair. This is due to the ability to strengthen and re-enforce the hair strand.



GIANT BAMBOO


Strengthens the hair because of its high level of silica.



ORGANIC CARE COMPLEX

The complex consists of three ingredients which each benefit the hair during colour treatments: Argan Oil, Giant Bamboo and Blueberry.

The combination of the ingredients cares for the hair and provides it with strength and shine. This results in less damage and leaves the hair healthier looking.



HAIR PAINT PERMANENT COLOUR CREAM

COLOUR NUMBERING SYSTEM

1/234

- 1 Tone Level
- 2 Primary Reflect
- 3 Secondary Reflect
- 4 Tertiary Reflect

TONE NUMBERING SYSTEM

- /0 Natural
- /1 Ash (Blue)
- /2 Matt (Green)
- /3 Gold (Yellow)
- /4 Copper (Orange)
- /5 Mahogany (Red/Violet)
- /6 Red (Red)
- /7 Brown (Yellow, Red/Blue)
- /8 Violet
- /9 Pearl (Blue/Violet)



Id HAIR | PAGE 15

PERMANENT COLOURS

WHEN TO USE

- 100% grey hair coverage
- 4 levels of lift
- Change of tones
- Correction
- Pigmentation
- Full development of colour reflex
- Full pigmentation power on light to dark work.

HOW TO USE

Permanent colour:

Mix 1:1 with 3% - 6% - 9% - 12% Booster.

Choose the developer according to the natural depth of the hair.

Processing time:

Develop up to 35 minutes.

Demi colour:

Mix 1:2 with 1,5% - 3% Booster.

Processes time:

Develop for 0-20 minutes.



HIGH LIFT

11/0	Extra Light Blonde
11/1	Extra Light Ash Blonde
11/11	Extra Light Intense Ash Blonde
11/7	Light Natural Brown Blonde
11/8	Extra Light Violet Blonde
11/38	Extra Light Golden Sand Blonde
12/0	Super Blonde
12/11	Super Intense Ash Blonde
12/81	Super Violet Ash Blonde

WHEN TO USE:

- Up to 6 levels of lift
- For all types of colour work.

HOW TO USE:

Mix 1:2 with 3% - 6% - 9% - 12% Booster.

Choose the developer according to the natural depth of the hair.

Processing TIME:

Develop for 45-60 minutes.

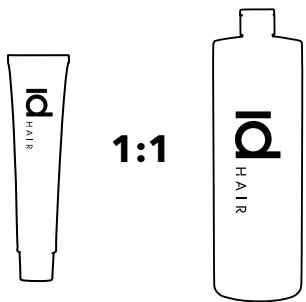
Remember:

- Ideal start level is from level 7.
- 12/0 does not remove undertones, but lifts the natural melanin up to a level 5.
- 12/0 for base break: Mix 1:2 with 6% Booster and develop for 10 minutes and rinse.



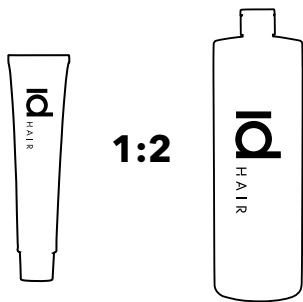
Undertone	neutralise with
Yellow	11/8 - 12/81
Orange	11/1 - 12/11

PERMANENT

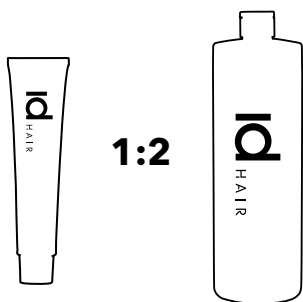


mix with: 3% - 6% - 9% - 12% Booster
Processing time: up to 35 minutes

DEMI



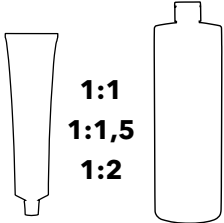
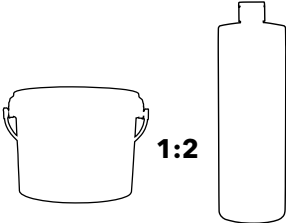


mix with: 1,5% - 3% Booster
Processing time: up to 20 minutes



mix with: 3% - 6% - 9% - 12% Booster
Processing time: 45-60 minutes

BLEACH

SUPREME BLEACHING PASTE	BLEACH ME GENTLY
	
Features and benefits	
<ul style="list-style-type: none">- Dust-free- Delicate fragrance- Vegetable oils- Soft creamy consistency- Lightens up to 6 tones <p>Contains blue pigments to neutralize golden/warm tones</p>	<ul style="list-style-type: none">- Ammonia free- Dust-free- Built with blue pigment, to neutralise the golden/warm pigments- Retains strength and shine- Lightens up to 6 tones <p>Contains blue pigments to neutralize golden/warm tones</p>
Mixing and timing (Mix with all IdHAIR Boosters)	
Processing time: max. 20-45 minutes	Processing time: max 60 minutes
	
On scalp 1,5% - 3% - 6% - 9% Booster	On scalp 1,5% - 3% - 6% - 9% Booster
Off scalp 1,5% - 3% - 6% - 9% - 12% Booster	Off scalp 1,5% - 3% - 6% - 9% - 12% Booster

BLEACH ME	BLEACH ME POWER+	VIOCOOL
		
Features and benefits		
<ul style="list-style-type: none">- Fast-working dust free bleaching powder- Highlights and effects with foil- Highlights and effects with comb or spatula- Lightens up to 7 tones- Great performance in a short time	<ul style="list-style-type: none">- Amino Sugar nourishing complex- Smooth and creamy consistency- Lightens up to 9 tones- Highlights and effects with foil- Highlights and effects with comb or spatula- Moisturises, nourishes and leaves a high shine- Great performance in a short time	No More Yellow Hair We have the solution – simple and easy to use. Gently press the bottom and add a few purple drops of IdHAIR VioCool to your hair color, high lift, or even your favorite shampoo, hair mask, or bleaching product. Enjoy a beautiful blonde result without unwanted yellow tones!
Mixing timing (Mix with all IdHAIR Boosters)		
Processing time: max 20-45 minutes	Processing time: max 60 minutes	
		Easy Dosing: Dosing the purple drops from IdHAIR VioCool is effortless. Simply press the dispensing button gently, and say goodbye to unwanted yellow tones in blonde hair.
On scalp 1,5% - 3% - 6% - 9% Booster	On scalp 1,5% - 3% - 6% - 9% Booster	
Off scalp 1,5% - 3% - 6% - 9% - 12% Booster	Off scalp 1,5% - 3% - 6% - 9% Booster	

NIOPHLEX™ REBOND



The Niophlex Rebond range is designed to repair, strengthen and protect hair at a molecular level, particularly targeting dry, damaged or chemically treated hair. It incorporates bond-building technologies and integrates IDHair's proprietary Pro technology and Botanical Protein Complex. The products work by penetrating the hair's internal structure to rebuild disulfide bonds which are often broken due to heat styling, coloring, bleaching, or environmental stressors.

The professional range includes Solutions 1 & 2 for all chemical services and Lamellar Water for a pre toning treatment and for boosting hair's condition.

To view the entire Niophlex rebond range including retail, visit www.idhair.au or scan the QR code



NO. 1 TREATMENT (PROFESSIONAL ONLY)

A concentrated booster used in professional services to protect and reconstruct during chemical processes like coloring or perming. All products are vegan, cruelty-free, and free from parabens and silicones in most formulations, ensuring they don't build up or weigh down the hair. They are suitable for all hair types but optimized for damaged, colored, or chemically processed hair.

NO 2 TREATMENT (PROFESSIONAL ONLY)

No 2 is a professional-grade, salon-exclusive hair treatment designed as the second step in the Niophlex Rebond system, formulated to strengthen, repair, and protect chemically treated or damaged hair. It is a critical component of IDHair's bond-building technology, specifically engineered to lock in the reparative benefits of Niophlex Rebond Solution No. 1, which is applied during chemical processes like coloring, bleaching, or perming. This creamy, rinse-out treatment works by reinforcing the hair's internal disulfide bonds, restoring elasticity, and enhancing resilience while sealing the cuticle for a smooth, glossy finish.

LAMELLAR WATER

Lamellar Water is a high-performance, rinse-out hair treatment within the Niophlex Rebond range, designed to deliver intense shine, repair, and hydration in just 9 seconds. This lightweight, water-based formula utilizes advanced lamellar technology to smooth and restore the hair's surface and internal structure, making it an ideal solution for dry, damaged, or frizzy hair. Enriched with a Botanical Protein Complex, it targets the hair's lamellar structure to detangle, reduce frizz, and enhance manageability, leaving hair visibly healthier, glossy, and weightless. Use Lamellar Water before all toning services to ensure the hair has maximum nourishment and protection.

SALON PROFESSIONAL USE

- Integrate the No. 1 Treatment into chemical services (e.g., mix with color or bleach) to minimize damage during processing.
- Follow with shampoo & No. 2 to seal in benefits.
- Recommended for clients post-treatment to maintain results for 4-6 weeks.

For optimal results, combine products within the range and avoid mixing with incompatible lines (e.g., those with high silicone content). Store in a cool, dry place; shelf life is typically 24-36 months unopened.

SHAMPOO (PH 6.5)

- Penetrates deep into the hair's cortex.
- Enriches the hair with essential amino acids.
- Restores and strengthens the hair's damaged bonds.

CONDITIONER (PH 3.5)

- Enriches the hair with essential amino acids.
- Restores and strengthens the hair's damaged bonds
- Minimizes split ends.
- Adds vital moisture.

Niophlex Rebond Shampoo and Conditioner contain Botanical Protein Complex, a plant-based protein complex specifically developed to target the hair's three key properties - elasticity, flexibility and cuticle strength.

REBOND

TECHNICAL PROCEDURES
QUICK GUIDE

STAND ALONE TREATMENT

Niophlex Rebond No. 2	Niophlex Rebond No. 1
15 g/ml	10 g/ml
30 g/ml	20 g/ml
45 g/ml	30 g/ml
60 g/ml	40 g/ml
75 g/ml	50 g/ml

COLOUR APPLICATION

Hair Colour	Niophlex Rebond No. 1
10 g/ml	1 g/ml
20 g/ml	2 g/ml
30 g/ml	3 g/ml
40 g/ml	4 g/ml
50 g/ml	5 g/ml

HIGH LIFT COLOUR

Hair Colour	Niophlex Rebond No. 1
10 g/ml	1.5 g/ml
20 g/ml	3 g/ml
30 g/ml	4.5 g/ml
40 g/ml	6 g/ml
50 g/ml	7.5 g/ml

BLEACHING POWDER

Bleaching Powder	Niophlex Rebond No. 1
10 g/ml	2 g/ml
20 g/ml	4 g/ml
30 g/ml	6 g/ml
40 g/ml	8 g/ml
50 g/ml	10 g/ml

KERATIN STRAIGHTENING

Straightening Cream	Niophlex Rebond No. 1
10 g/ml	1 g/ml
20 g/ml	2 g/ml
30 g/ml	3 g/ml
40 g/ml	4 g/ml
50 g/ml	5 g/ml

CHEMICAL STRAIGHTENED

Straightening Cream	Niophlex Rebond No. 1
10 g/ml	2 g/ml
20 g/ml	4 g/ml
30 g/ml	6 g/ml
40 g/ml	8 g/ml
50 g/ml	10 g/ml





Id HAIR

COLOUR LOCK

Professional hair colour is being constantly developed to be more effective in its longevity whilst being less damaging to the hair and scalp.

However, as a hairdresser you might have experienced that certain hair types just don't hold colour. We have a solution for that, and we call it IdHAIR Colour Lock - a colour maintaining shampoo and mask. IdHAIR Colour Lock supports a longer lasting colour result in the hair.

Key Ingredients

ALOE VERA

Regenerates the hair and leaves it deeply nourished. This results in a shiny surface and a fresh look. (Aloe Barbadensis Leaf Juice)

CETRIMONIUM CHLORIDE

Adds shine and ensures the hair strand has a smooth surface making it easier to comb.

COCONUT

Contains a protein that has an antistatic and nourishing effect on the hair. (Cocodimonium Hydroxypropyl Hydrolyzed Keratin)

WHEAT

Contains a protein which provides essential moisture to the hair. In addition, the protein has an antistatic effect on the hair. (Hydroxypropyltrimonium Hydrolyzed Wheat Protein)



COLOUR MAINTAINING SHAMPOO

PH 4.5 | 500ml

1

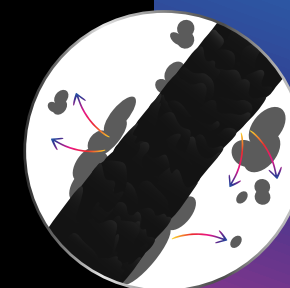
Effectively removes excess residue from colour, bleach or permanent wave solutions.

Benefits

- It provides care by closing the hair's cuticle so the chemical treatment lasts longer, and the hair remains shiny.
- Contains sunflower extracts that protect the hair from free radicals and preserve the colour.

Application

- Rinse the hair after the chemical treatment.
- Apply an appropriate amount in wet hair, lather up.
- Rinse thoroughly.



Rinses the hair's cuticle in depth



COLOUR MAINTAINING MASK

PH 2.2 | 200ml

2

A professional colour treatment to finish off colour services.

Benefits

- It has a very low pH value of 2.2 which effectively closes the cuticle.
- The hair colour is encapsulated and will last longer.

Application

- After finishing the colour service, distribute Colour Maintaining Mask as a treatment for the hair.
- Let it work for 3-5 minutes.
- Rinse thoroughly.



Seals the colour with a preserving shield



Warning: Store out of reach of children and away from light and heat.

A TYPICAL HAIR STRAND

THE COMPONENTS

70% - 85% PROTEIN

10% - 20% MOISTURE

3% - 9% LIPIDS

1% PIGMENT

Natural hair contains the three primary colours.

The primary colours mixed in a varying proportion create brown. Therefore all natural hair colours are a shade of brown with a dominating tone.

- **Blonde** is the lightest brown dominated by yellow.
- **Red** is brown dominated by orange.
- **Black** hair is darkest brown dominated by blue.

Cortex

The main component of the structure of hair.

Medulla

Has no further cosmetic effect, may be absent in some hair.

Cuticle

A clear layer of flat, overlapping cells that protect the cortex.

70% - 85% PROTEIN
10% - 20% MOISTURE
3% - 9% LIPIDS
1% PIGMENT

The primary colours mixed in a varying proportion create brown. Therefore all natural hair colours are a shade of brown with a dominating tone.

- **Blonde** is the lightest brown dominated by yellow.
- **Red** is brown dominated by orange.
- **Black** hair is darkest brown dominated by blue.

The main component of the structure of hair.

Has no further cosmetic effect, may be absent in some hair.


A clear layer of flat, overlapping cells that protect the cortex.


contact us



www.idhair.au

admin@idhair.au

 www.facebook.com/idhairau


 www.instagram.com/idhairau | www.instagram.com/idhair_education

Distributed in Australia by Salon Warehouse



www.salonwarehouse.com.au

 www.facebook.com/SalonWarehouseAus

 www.instagram.com/salonwarehouseaustralia

id HAIR

AUSTRALIA